

**1 Safety instructions**

**1.1 Intended use**

The PTP transducer is intended to be installed in a machine or system. Together with a controller (PLC) it comprises a position measuring system and may only be used for this purpose. In case of unauthorized modifications, non-permitted usage or non-observance of the instructions for use, the warranty and liability claims will be lost.

**1.2 Installation and startup**

The linear transducer must be installed by qualified personnel and with consideration of all valid safety regulations. All personal and property protection measures in case of a transducer defect or failure must be taken before startup.

**1.3 Electrical connections**

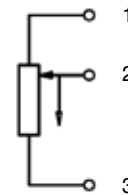
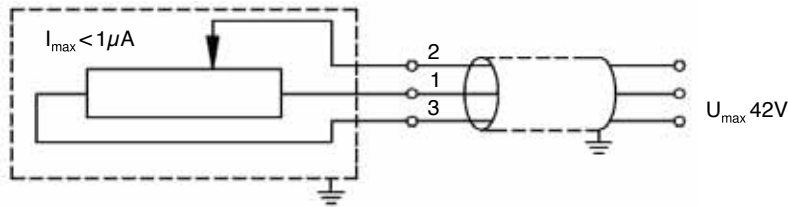
The supply voltage must be applied only at the terminals provided. The shielding of the connecting cable must be connected to ground level. Incorrect connections and overvoltage can damage the components. Please always check the connections carefully before turning on the system.

**Novotechnik U.S., Inc.**  
155 Northboro Road  
Southborough, MA 01772

Phone: 508-485-2244  
Fax: 508-485-2430  
Email: info@novotechnik.com

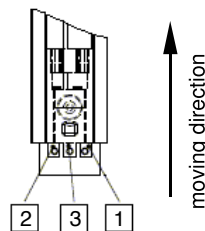
**2 Installation**

**2.1 wiring diagram**



**Voltage divider free of load!**

**2.2 Configuration**



PIN	falling signal	rising signal
1	supply	GND
2	Signal	Signal
3	GND	supply

**i** Mechanical stroke dimension B (see data sheet or drawing PTP ) may **not** be exceeded. Exceeding of this range can lead to **damages** of the transducer.

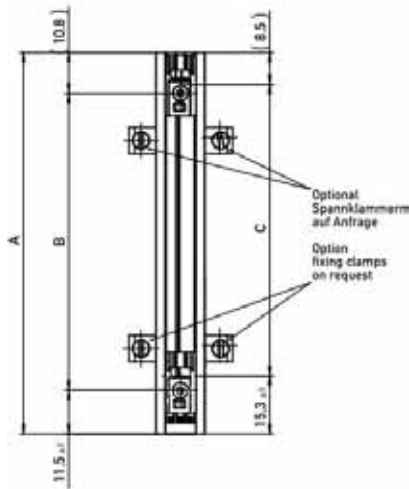
**3 Mechanical fastening and installation**

dimension B = mechanical stroke

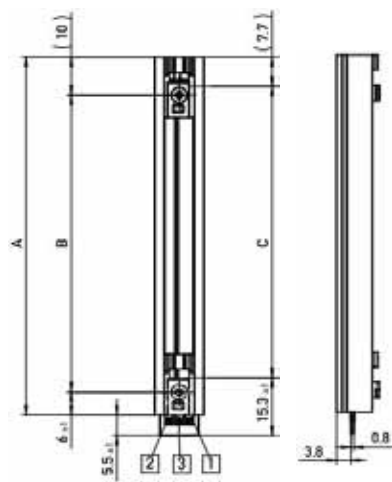
dimension C = electrical range

further dimensions please take out of the data sheet

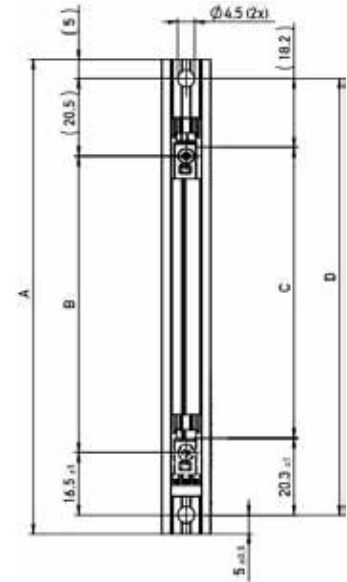
**3.1 PTP xxxx 1xx 002 001**



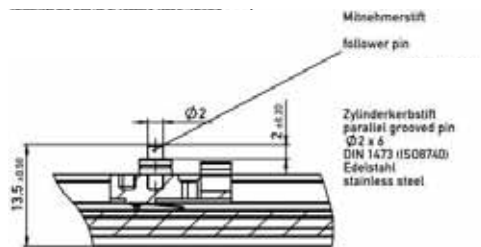
**3.2 PTP xxxx 3x1 002 001**



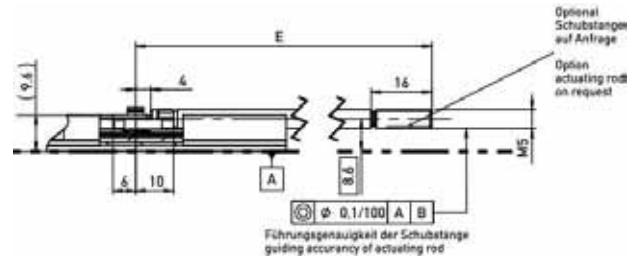
**3.3 PTP xxxx 4xx 002 001**



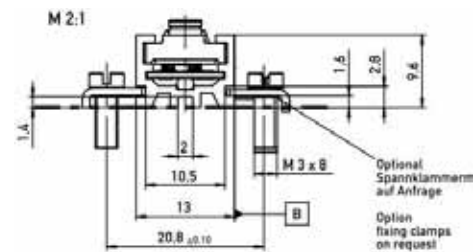
**3.4 PTP xxxx x2x xxx xxx**



**3.5 actuating rod (Z-PTP-S01-xxxx)**



**3.6 mounting clamps**



**4 Accessories (order separately)**

- mounting clamps Z-PTP-B01, P/N 056034 (4x mounting brackets Z1-11 incl. 4x head cap screws M3x8)
- various actuating rods on request available (Z-PTP-S01-xxxx)